



## Toronto Police Service 2017 Annual Hate Crime Statistical Report

Intelligence Services, Hate Crime Unit

*Intelligence Services, Hate Crime Unit remains dedicated to the achievement of its complementary objectives: the prevention and thorough investigation of hate motivated offences and the pro-active education of others to enable them to recognize and combat hate.*

*Our goal is to encourage mutual acceptance amongst communities and to safeguard the freedoms, safety and dignity of all persons as guaranteed by the Charter of Rights and Freedoms.*



Toronto Police Service – Hate Crime Unit  
Annual Hate Crime Statistical Report  
2017



---

## Executive Summary

The Toronto Police Service Hate Crime Statistical Report is an annual report that provides statistical data about criminal offences that are committed against persons or property and are motivated by the victim's race, national or ethnic origin, language, colour, religion, sex, age, mental or physical disability, sexual orientation or other similar factor within the City of Toronto.

The report explains the mandate of the Toronto Police Service Hate Crime Unit (HCU) and the methodology that is used by the HCU to collect the statistical data. The data is based on hate crimes that were reported to the Toronto Police Service, hereafter referred to as "the Service" between January 1, 2017 and December 31, 2017.

The report also provides an overview of the training and education that was provided to the Service's police officers with respect to hate crimes in 2017, as well as the various community outreach initiatives that were undertaken by the HCU and other units within the Service.

In 2017, there was an increase in the total number of hate crimes occurrences reported to the Service. In comparison to 2016, the number of reported occurrences increased from 145 to 186 representing a difference of approximately 28%. Over the past ten years, between 2008 and 2017, the average number of reported hate crimes is approximately 147 per annum.

The number of arrests related to hate crimes in 2017 increased from 12 persons arrested in 2016 to 23 persons arrested in 2017. As in previous years, the number of arrests for hate motivated offences was attributed to allegations of mischief to property (i.e. graffiti) in circumstances where there was little or no suspect description available. These occurrences frequently transpired without the victim or any witnesses present. These factors present significant challenges to the investigation into hate motivated offences and arresting suspects.

In 2017, the Jewish community, followed by the Black community, the Muslim community, and the LGBTQ community were the groups most frequently victimized. The three most frequently reported criminal offences motivated by hate in 2017 were mischief to property, assault and utter threats. The Jewish community was the most frequently victimized group for mischief to property occurrences; the LGBTQ community was the most frequently victimized group for assault occurrences; and the Muslim community was the most frequently victimized group for criminal harassment occurrences.

There are multiple factors that can affect fluctuation in the number of reported hate crimes and the community groups that are victimized. These factors include international events, community educational programs, hate crime training, and increased reporting.

When more than one identifiable group (i.e. Catholic and Ukrainian) was targeted in an incident the occurrence was categorized as multi-bias. In 2016, 14 of the 145 hate occurrences were categorized as multi-bias. In 2017, 27 of the 186 hate occurrences were categorized as multi-bias.



Toronto Police Service – Hate Crime Unit  
Annual Hate Crime Statistical Report  
2017



An identifiable group is defined by the Criminal Code as, “*Any section of the public distinguished by colour, race, religion, national or ethnic origin, age, sex, sexual orientation, gender identity or expression, or mental or physical disability*”.

Midway through 2017, the Criminal Code definition of identifiable group was expanded to include gender identity or expression as a result of Bill C-16. Hate crimes motivated on the basis of gender identity or expression were captured by the Service under the sex category in the 2017 report.

Back in 2014, the Canadian Center for Justice Statistics (CCJS) published the Hate Crime Consultations and Recommendation Report. One of the recommendations made in this report was for police services to report hate crimes targeting members of the Transgender community under either the sex and/or gender category for the purpose of comparability across jurisdictions.

For the purpose of uniform crime reporting across Canada, the Service adopted the CCJS recommendation. Hate crimes targeting members of the Transgender community have been categorized under the sex category since the 2014 report. Prior to 2014, the Toronto Police Service Annual Hate Crime Statistical Report categorized hate crimes against members of the Transgender community under the sexual orientation category.

Since the publication of the first Hate Crime Statistical Report in 1993, hate crimes have been most commonly motivated by the following five factors: race, religion, sexual orientation, multi-bias, and nationality.



Toronto Police Service – Hate Crime Unit  
Annual Hate Crime Statistical Report  
2017



**Table of Contents**

**I. Introduction ..... 5**

**II. Methodology ..... 7**

    Limitations..... 8

    Community Impact..... 8

    Hate Category Codes..... 9

    Criminal Code of Canada - Hate Provisions..... 10

    Hate Groups..... 11

**III. Results ..... 11**

    Reported Hate Crime Occurrences..... 11

    Motivation of Hate Crime Victimization..... 12

**IV. Criminal Offences- Hate Motivated..... 13**

    Mischief to Property..... 13

    Assault..... 13

    Utter Threats..... 14

    Internet..... 14

**V. Patterns of Hate Motivated Offences ..... 15**

    Monthly Activity of Hate Occurrences..... 15

    Hate Occurrences by Division..... 15

**VI. Commonly Victimized Groups ..... 16**

    Community Victimization..... 16

    Breakdown of Victim Groups Targeted in Multi-Bias Occurrences..... 16

    Religion, Race and Sexual Orientation..... 18

**VII. Accused / Suspect Identification ..... 19**

**VIII. 2017 Arrests/Charges..... 21**

**IX. Sentencing..... 22**

    Historical Cases 2009 and 2014-2016..... 22

    2017 Cases..... 22

**X. Map - Reported Hate Crime Occurrences by Bias Type ..... 23**

**XI. Toronto Population and Demographics ..... 24**

**XII. Hate Crime Unit Education and Community Outreach Initiatives ..... 26**

    Intelligence Gathering and Investigative Support Role..... 26

    Training and Education..... 26

    Community Outreach..... 27

    Media Outreach..... 28

**Appendix A –Completed Hate Court Dispositions ..... 29**

**Appendix B - 2017 Offence Locations..... 33**

**Appendix C - 2017 Breakdown of Offences by Division ..... 34**

**Appendix D – 2017 Breakdown by Victim Group and Offence ..... 37**



Toronto Police Service – Hate Crime Unit  
Annual Hate Crime Statistical Report  
2017



---

## I. Introduction

The Toronto Police Service (the Service) Hate Crime Unit (HCU) is a sub-unit of Intelligence Services. The HCU was established in 1993 and is responsible for collecting, analyzing and publishing data on reported hate crimes. The Unit consists of a Detective and two Detective Constables, as well as a civilian Intelligence Analyst and an Intelligence Researcher.

Additionally, the Detective Sergeant in charge of the Security Section of Intelligence Services has the discretion to assign officers from Intelligence Services to assist in the investigation and prevention of hate motivated crimes, thereby assisting the HCU, as he or she deems necessary.

In making such a determination, the Detective Sergeant considers factors such as the opportunity to raise awareness and educate members of the community regarding hate motivated crimes and the capacity of the specific division to investigate the specific occurrence(s).

### Mandate:

The mandate of the Hate Crime Unit is to:

- Provide assistance and expertise to all investigations and prosecutions of hate crimes;
- Investigate and liaise with the Ministry of the Attorney General in relation to hate propaganda cases;
- Maintain an information base of hate occurrences and arrests to assist divisional analysts and investigators;
- Assist in developing public education programs in partnership with other members of the Service and the community; and
- Act as a central focus for the dissemination of information and provide support to divisional hate crime co-ordinators, other police services, government agencies and the community.

Members of the HCU are responsible for reviewing all suspected hate occurrences to ensure consistent identification/classification and to ensure a thorough investigation is conducted. All relevant information is recorded and analyzed which aids in determining overall hate crime trends and patterns.

The analysis of occurrences and this report are then used to develop Service-wide strategies to address hate crimes in the community, from a crime prevention/enforcement perspective and an educational perspective.

A Divisional Hate Crime Coordinator is assigned in each of the 17 police divisions and maintains the responsibility for tracking and assisting hate crime investigations within their respective division. The HCU provides investigative support to these divisional personnel and



Toronto Police Service – Hate Crime Unit  
Annual Hate Crime Statistical Report  
2017



---

other units when requested or necessary to support the investigation and if required, arranges for expert witnesses to attend court.

The Service provides all members with Procedure 05-16 - Hate/Bias Crime. This procedure provides direction to front line officers and investigators to assist them in properly identifying, recording and investigating hate crimes. Consistent with this procedure, officers are required to notify the HCU of any Hate Crime occurrence.

Through training, officers are encouraged to err on the side of caution by forwarding all suspected hate motivated occurrences to the HCU for review. Additionally, the HCU utilizes internal police software to search all police records for hate motivated occurrences. In this manner, the HCU ensures that all hate motivated occurrences and arrests are captured and reviewed for accuracy.



Toronto Police Service – Hate Crime Unit  
Annual Hate Crime Statistical Report  
2017



## II. Methodology

Toronto Police Service Procedure 05-16 - Hate/Bias Crime requires all suspected hate motivated occurrences to be reviewed by HCU investigators to ensure proper identification and classification. Every occurrence is classified using the hate categories contained within the identifiable group definition of the *Criminal Code of Canada, section 718.2*: race, national or ethnic origin, language, colour, religion, sex, age, mental or physical disability, sexual orientation, or gender identity or expression, or any other similar factor.

The comments and/or actions of a suspect during an incident can be a significant determination regarding his or her motive and bias; however, it is sometimes difficult to classify an occurrence with complete accuracy. Additional criteria considered when classifying occurrences may include the victim's perception of the incident, culturally significant dates, symbols, history of the community and current world events.

In some cases, the suspect misperceives the victim's background. This has occurred in some incidents involving visible minorities, where the suspect can be completely unaware of the victim's actual background and incorrectly assumes the victim belongs to a particular group. Due to this fact, the victim becomes a target based on the suspect's misperception.

For example, there have been cases where individuals have been wrongly perceived by the suspect as being members of the LGBTQ community and become victims of hate motivated assaults. Similarly, in other cases victims have been targeted due to their association with members of certain identifiable groups, though the victims themselves are not members of those groups.

While it is recognized that every individual has multiple aspects to their identity, more than one of which could be cause for an offender to target them, it is the practice of the HCU to classify a hate occurrence based on the best known information that exists relevant to the offender's perception of the victim.

In cases where there are multiple criminal offences committed during one event, only the charges directly related to the hate occurrence are included for the purpose of data collection in this report. For example, if an occurrence involved an allegation of a suspect assaulting a person based on the person's religion and upon his arrest, the suspect was found to be in possession of a controlled substance – only the assault charge would be categorized as a hate motivated charge, not the drug-related charge.



## Toronto Police Service – Hate Crime Unit Annual Hate Crime Statistical Report 2017



### Limitations

The HCU recognizes that in evaluating this report, the information contained herein is an analysis of reported hate motivated crime within the City of Toronto and may not be a true reflection of the prevalence of hate crimes occurring in Toronto.

Under-reporting continues to present a challenge that affects the HCU's ability to investigate and prevent hate motivated offences in various communities. As a result, the HCU continues to recognize that working with community groups and media outlets to encourage and assist victims to report these crimes is an essential aspect of its mandate. The HCU continues to meet and consult with a variety of established community organizations involved in anti-hate advocacy and is continuously reaching out to new groups.

The number of hate crimes recorded varies from year to year and is influenced by a wide range of factors that are not always easily discernible. As previously mentioned, the reluctance to report victimization significantly impacts statistical data and the interpretations extrapolated and concluded from that data. Victims may be reluctant to report hate crimes for several reasons, including, but not limited to:

- The victim may not recognize that the crime was motivated by bias or hate;
- Fear of retaliation;
- Uncertainty of the criminal justice system's response;
- The victim may fear his/her sexual orientation may be exposed to family members or his/her employer; and/or
- Embarrassment and humiliation of being victimized.

### Community Impact

Hate crimes have a disproportionately greater effect on their victims than other types of crimes. Hate motivated crimes have longer lasting serious side-effects for society as a whole. A hate motivated crime not only victimizes the individual, but also the entire group the person belongs to, resulting in the increased isolation, stress and vulnerability of that particular group.

If police do not respond to reports of hate crimes immediately and appropriately, these crimes can lead to increased social discord between opposing groups and possible retaliation.

Conversely, a timely and effective police response can have a positive and lasting influence on the relationship between police and the communities we serve. Positive relationships such as these have the ability to have extensive benefits in other aspects of public safety.





Toronto Police Service – Hate Crime Unit  
Annual Hate Crime Statistical Report  
2017



## Hate Category Codes

The hate category codes used throughout the tables and charts of this report are as follows: RA-race/colour, MU-multi-bias, ET-ethnicity, NA-nationality, AG-age, SEX-sex, LN-language, DI-disability, SO-sexual orientation, RE-religion and SF-similar factor.

Offences in the **race (RA)** category include people targeted because of an obvious visible difference, often the colour of their skin, or other physical characteristics relating to race.

Occurrences where more than one of the identifiable groups has been targeted are categorized as **multi-bias (MU)**. This occurs when a suspect's comments and/or actions are directed towards several victim groups. For example, a hate propaganda flyer that targets Muslims, Canadians and First Nations members will be categorized as multi-bias.

Hate motivated occurrences are coded as **ethnicity (ET)** to denote offences where the victims share a common cultural or national tradition or refer to victims by their birth origin rather than their present nationality.

The **nationality (NA)** category is used when a victim is targeted specifically because of his or her perceived nationality.

The **sex** category is used when a victim is targeted because of the gender that they are perceived to belong to (male, female, Trans or Transgender). **Trans** or **Transgender** is an umbrella term referring to people with diverse gender identities and expressions that differ from stereotypical gender norms. It includes but is not limited to people who identify as Transgender, Trans woman (male-to-female), Trans man (female-to-male), Transsexual, cross-dresser, gender non-conforming, gender variant or gender queer.

The categories of **age (AG)**, **language (LN)**, **disability (DI)**, **sexual orientation (SO)** and **religion (RE)** are typically clear in terms of why the victims have been targeted and therefore are often more easily categorized.

In **similar factor (SF)** occurrences, hatred can focus on members of a group who have significant points in common and share a trait that is often integral to the dignity of the person. The shared trait is common to a group not just an individual. Examples of any other similar factors include but are not limited to members of a particular profession (i.e. priests), ancestry and citizenship.



Toronto Police Service – Hate Crime Unit  
Annual Hate Crime Statistical Report  
2017



Criminal Code of Canada - Hate Provisions

The definition of a hate crime is, “A *criminal offence committed against a person or property, where there is evidence that the offence was motivated by bias, prejudice or hate, based on the victim’s race, national or ethnic origin, language, colour, religion, sex, age, mental or physical disability, sexual orientation, or gender identity or expression, or on any other similar factor*”.

The two types of hate motivated crimes:

1. Those forms of expression that fit within the parameters of **hate propaganda** in sections 318 and 319 of the Criminal Code; and
2. All other criminal offences where there is evidence to indicate bias, prejudice or hate was a motivating factor in the commission of the offences, section 718.2 of the Criminal Code.

Hate propaganda is defined as, “*Any communication that advocates or promotes genocide or makes statements, other than in private, that promote hatred against an identifiable group*”.

An identifiable group is defined by the Criminal Code as, “*Any section of the public distinguished by colour, race, religion, national or ethnic origin, age, sex, sexual orientation, gender identity or expression, or mental or physical disability*”.

The criteria of national origin, sex, age, and mental or physical disability were added to the definition of “identifiable group” in 2014, and gender identity or gender expression were added midway through 2017 as a result of Bill C-16 receiving Royal Assent.

The consent of the Ontario Attorney General is required for hate propaganda prosecutions.

In 2001, under the *Anti-Terrorism Act*, a new provision was added to the Criminal Code of Canada, Section 430(4.1), which allows the courts to impose more severe penalties for the criminal offence of mischief to religious property. Section 430(4.1) of the Criminal Code states:

*“Everyone who commits mischief in relation to property that is a building, structure or part thereof that is primarily used for religious worship, including a church, mosque, synagogue or temple, or an object associated with religious worship located in or on the grounds of such a building or structure, or a cemetery, if the commission of the mischief is motivated by bias, prejudice or hate based on religion, race, colour or national or ethnic origin,*

- (a) is guilty of an indictable offence and liable to imprisonment for a term not exceeding ten years; or*
- (b) is guilty of an offence punishable on summary conviction and liable to imprisonment for a term not exceeding eighteen months.”*



Toronto Police Service – Hate Crime Unit  
Annual Hate Crime Statistical Report  
2017



Hate Groups

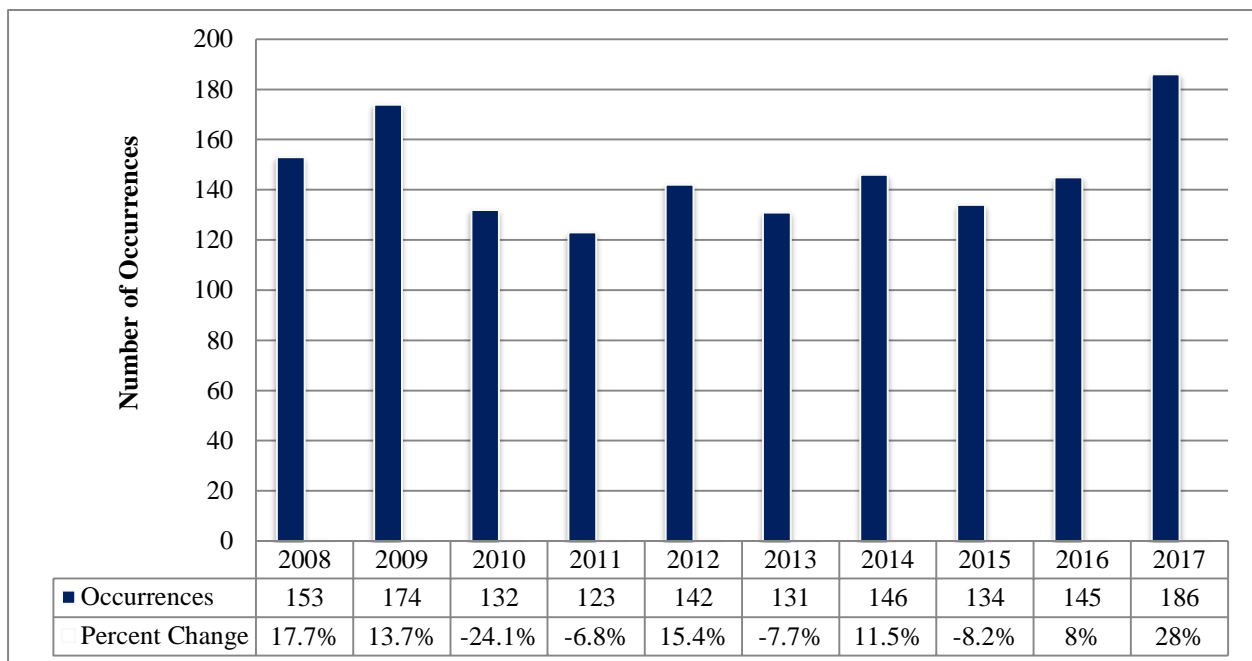
While organized hate groups continue to exist in the City of Toronto, the groups are commonly loose affiliations or informal gatherings of like-minded individuals. Social media, blogs, forums, web sites and other forms of internet-based contact remain popular as modes for recruitment, expression, information and communication. Analysis of cases where offenders have been identified revealed that, in the majority of cases, the offenders had no known association to any commonly known hate groups.

**III. Results**

Reported Hate Crime Occurrences

In 2017, there was an increase in the number of reported hate crimes compared to 2016. The HCU recorded a total of 186 hate motivated occurrences in 2017 compared to 145 in 2016. These figures represent an increase of approximately 28%. Overall, the number of occurrences in 2017 is higher than the ten year average of 147 occurrences (Figure 3.1).

**Figure 3.1: Hate Crime Occurrences 2008-2017**



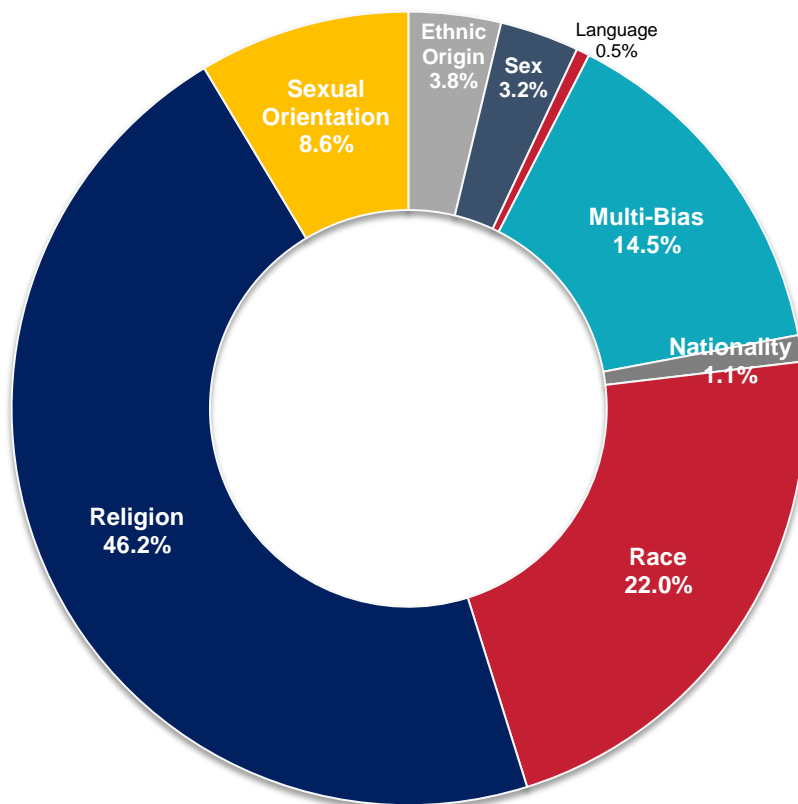
*Note: This figure is based on statistical data collected over the past ten years. The highest reported number of occurrences was 186 (2017) and the lowest reported number of occurrences was 123 (2011).*



### Motivation of Hate Crime Victimization

Religion, sexual orientation and race have been the predominant motivation factors for hate crimes over the past ten years. In 2017, these factors were present in the following approximate proportions: religion 46%, followed by race 22%, and multi-bias 15% (Table 3.1 refers).

**Figure 3.2: Breakdown by Hate Category 2017**



*Note: Figure 3.2 is based on the total number of hate crimes reported in 2017 (Figure 3.1). Age, Disability, and Similar Factor compose 0% of the hate occurrences in 2017.*



Toronto Police Service – Hate Crime Unit  
Annual Hate Crime Statistical Report  
2017



Year	AG	DI	ET	SEX	LN	MU	NA	RA	RE	SF	SO	TOTAL
2008						17	19	27	56		34	153
2009			13			22	19	28	59	7	26	174
2010			3			17	9	31	53		19	132
2011			3			18	12	20	47		23	123
2012			5			21	11	26	59	1	19	142
2013			12			10	2	25	58	2	21	130
2014			1	3		14	19	22	63		24	147
2015			6	2		10	6	25	58		27	134
2016			7	6		14	8	26	66		18	145
2017			7	6	1	27	2	41	86		16	186

**Table 3.1: Total Hate Crimes 2008-2017**

Note: Figures highlighted in grey represent the three most targeted categories within the year specified.

#### IV. Criminal Offences- Hate Motivated

In 2017, the most prevalent hate occurrences were for the offences of mischief to property, assault and utter threats. Assault and utter threat occurrences were all occurrences that were unprovoked by the victims. As in past years, these kinds of offences occurred in a variety of different locations such as schools, business/retail, public transportation, and public parks/streets (refer to Appendix B for detailed classification of 2017 offence locations).

##### Mischief to Property

Mischief to property represented a significant portion of the offences, accounting for 120 of the 186 occurrences. In comparison to 2016, there was an increase in the number of mischief to property occurrences motivated by hate. In 2016, 74 of the 145 occurrences were mischief to property motivated by hate. The total proportion of mischief to property occurrences to all reported occurrences increased from approximately 51% in 2016 to approximately 65% in 2017.

Vandalism and graffiti were the two primary forms of mischief perpetrated by the offender. The most common offence locations were street, schools, business/retail buildings, and dwellings (Appendix B). The hate categories most targeted were religion and race (Table 4 refers).

The Jewish community and the Black community were the predominant victim groups for mischief occurrences in 2017.

##### Assault

There were a total of 31 assault occurrences motivated by hate reported in 2017 compared to 36 in 2016. The proportion of assault occurrences to all reported hate crimes decreased from 25%



Toronto Police Service – Hate Crime Unit  
Annual Hate Crime Statistical Report  
2017



in 2016 to 17% in 2017. The hate categories that were targeted the most were race, religion and sexual orientation (refer to Appendix D for summary statistics of victim groups and offences). The Muslim and the LGBTQ community were the predominant victim groups for assaults in 2017.

### Utter Threats

There were a total of 21 utter threat occurrences motivated by hate in 2017 compared to 10 in 2016. Religion and race were the highest reported motivation factors for this offence (Appendix D). The Jewish and Muslim communities were the predominant victim group for utter threat occurrences in 2017.

### Internet

Electronic communications including the internet remains a method for offenders to communicate hate propaganda, threats and criminal harassment, because of their perceived ability to remain anonymous.

In 2017, five hate occurrences were committed via the internet, representing approximately 3% of the total hate motivated occurrences. Based on the increasing prevalence of the internet as a medium of communication, the HCU continues to closely monitor open forum websites, chat rooms, message boards, etc. and initiate investigations as required. When possible criminality is identified, the HCU draws on other Service resources, including support from the Computer Cyber Crime and the Technological Crime Sections of Intelligence Services.



Toronto Police Service – Hate Crime Unit  
Annual Hate Crime Statistical Report  
2017

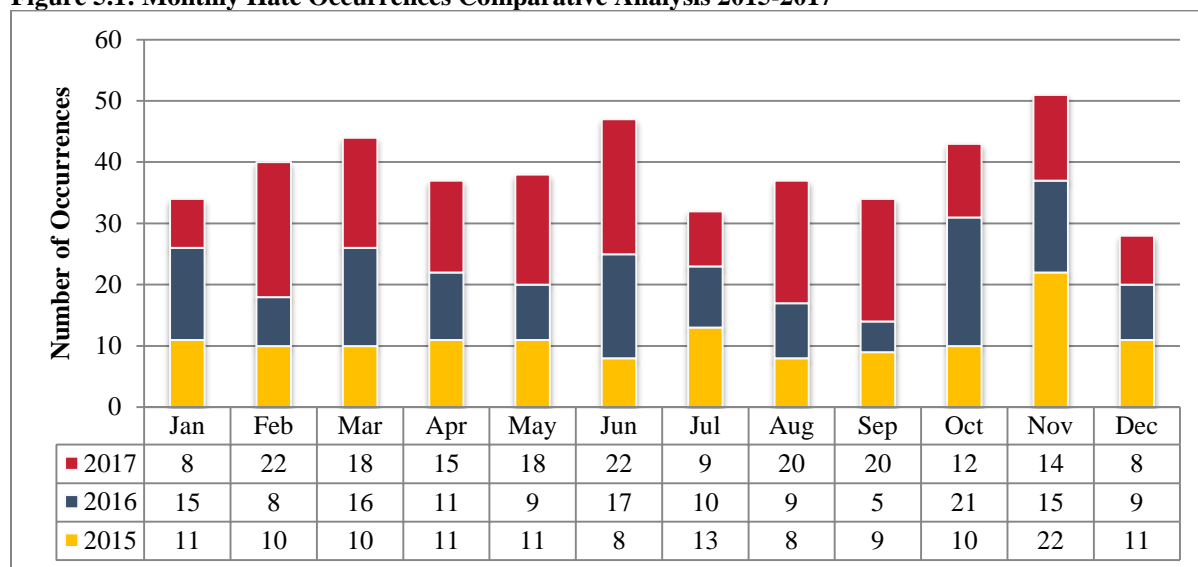


**V. Patterns of Hate Motivated Offences**

Monthly Activity of Hate Occurrences

In 2017, the months with the highest number of hate motivated occurrences were February (22) and June (22). The months with the lowest activity were January (5), and December (5), (Figure 5.1).

**Figure 5.1: Monthly Hate Occurrences Comparative Analysis 2015-2017**



Hate Occurrences by Division

The police divisions with the highest numbers of hate occurrences were 52 Division, 51 Division and 32 Division reporting 31, 19 and 18 occurrences, respectively in 2017 (Table 5.2).

In 2017, nearly all Divisions experienced an increase in the number of hate occurrences compared to 2016 with the exception of 4 of the 17 Divisions. There was a decrease in the number of hate occurrences reported in 2017 in 42 Division, 14 Division, 54 Division and 11 Division (refer to Appendix C for 2017 divisional summary of offences by division).

**Table 5.2: Hate Motivated Crimes by Division 2016-2017**

Year	D11	D12	D13	D14	D22	D23	D31	D32	D33	D41	D42	D43	D51	D52	D53	D54	D55	Total
2017	9	6	13	7	12	1	14	18	10	9	3	10	19	31	12	4	8	186
2016	10	2	1	10	10	3	20	14	5	9	6	3	13	22	6	5	6	145

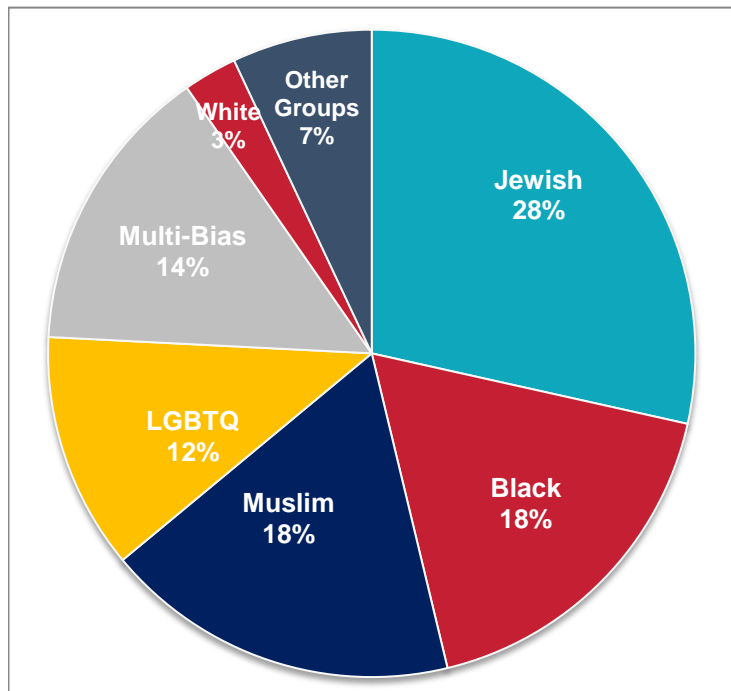


## VI. Commonly Victimized Groups

### Community Victimization

Victim groups are categorized by the suspect’s perception. The victim group most targeted in 2017 was the Jewish community with 53 occurrences. The Black community and the Muslim communities were the next most targeted victim group reporting 33 occurrences each followed by the LGBTQ community reporting 22 occurrences (Figure 6.1 and Table 6.1).

**Figure 6.1: Hate Occurrences by Victimized Groups 2017**



**Table 6.1: Hate Occurrences by Victimized Group**

Group	Occurrences
Jewish	53
Black	33
Muslim	33
Multi-Bias	27
LGBTQ	22
White	5
Pakistani	4
Chinese	4
Brown Skinned	3
Somali	1
Canadian	1

**Note:**

Victim groups with more than five occurrences are represented in Figure 6.1.

### Breakdown of Victim Groups Targeted in Multi-Bias Occurrences

When more than one identifiable group is targeted, the occurrence is categorized as multi-bias. In 2017 there were 27 hate occurrences classified as multi-bias, in comparison to 14 in 2016.





Toronto Police Service – Hate Crime Unit  
Annual Hate Crime Statistical Report  
2017



**Table 6.2: Victim Groups Targeted in Multi-Bias Occurrences**

Victim Group	Number of Occurrences
Black/Jewish	10
Black/Muslim	2
Black/Pakistani	2
LGBTQ (Male)/Jewish	1
Jewish/Female	1
Jewish/Ukrainian	1
Black/Africa	1
Black/Filipino	1
Israeli/White	1
Black/Chinese	1
Black/Mexican	1
LGBTQ/Indian	1
LGBTQ/Trans/Disability	1
Muslim/Indian/Iranian	1
Indian/Italian	1
Brown Skinned/Asian	1
<b>TOTAL</b>	<b>27</b>

Of the 27 hate occurrences that were categorized as multi-bias in 2017, the Black community was targeted in 16 of the 27 occurrences (Tables 6.2 and 6.3) and members of the Jewish community were targeted in 13 of the 27 multi-bias occurrences. The LGBTQ and the Muslim communities were targeted in 3 of the 27 multi-bias occurrences, respectively. Notably, since 2005, religion, race and sexual orientation have been the three most common motivation factors for hate crime victimization (Table 6.3).

**Table 6.3: Total Hate Occurrences Including Multi-Bias Occurrences**

Community Group	Bias Type	Victimized Group	Number of Occurrences	Total Occurrences
<b>Jewish</b>	Religion Multi-Bias	Jewish	53	66
		Jewish/Female	1	
		Jewish/ LGBTQ (Male)	1	
		Jewish/Black	10	
		Jewish/Ukrainian	1	
<b>Black</b>	Race Multi-Bias	Black	33	49
		Black/Jewish	10	
		Black/Africa	1	
		Black/Muslim	1	
		Black/Pakistani	2	
		Black/Mexican	1	
		Black/Filipino	1	
<b>LGBTQ</b>	Sex & Sexual Orientation	LGBTQ	22	25
		LGBTQ (Male)/Jewish	1	
		LGBTQ/Trans/Disability	1	
		LGBTQ/Indian	1	
<b>Muslim</b>	Religion Multi-Bias	Muslim	33	36
		Muslim/Black	2	
		Muslim/Indian/Iranian	1	



Toronto Police Service – Hate Crime Unit  
Annual Hate Crime Statistical Report  
2017



Religion, Race and Sexual Orientation

The highest percentage of the 186 reported hate criminal occurrences in 2017 were motivated by religion (46%=86), followed by race (22%=41) and sexual orientation (9%=16).

The two religious groups victimized in 2017 were members of the Jewish and the Muslim/Islamic communities. In 53 of the 86 hate crime occurrences involving religion, the victims were members of the Jewish community and 33 of the 86 hate crime occurrences, the victims were members of the Muslim/Islamic community.

Of the 86 hate crime occurrences in which religion was the motivating factor, mischief to property offences, such as graffiti and damage to property accounted for 64 of the reports. (Appendix D).

For the 41 hate crime occurrences in 2017 where race was the motivating factor, the Black community was the most frequently victimized group, accounting for 33 of the 41 occurrences. These occurrences were mainly mischief under (22); assault (5); utter threats (3); mischief interfere with property (1); criminal harassment (1); and public incitement of hatred (1) (Appendix D).

In 2017, the LGBTQ community was victimized in 22 of the 186 hate crime occurrences. Sexual orientation and sex were the two motivating factors. These occurrences included the following offences: assault (4); aggravated assault (1); assault with a weapon (2); assault causing bodily harm (1); mischief under (4); mischief interfere with property (3); criminal harassment (2); utter threats – bodily harm/death (4); and utter threats – damage (1) (Appendix D).

The number of assault occurrences motivated by sexual orientation and sex in 2017 increased from 11 in 2016 to 22 in 2017. In all of the assault occurrences, the victims were subject to derogatory comments and were either punched, or pushed by the suspect(s) during the assault.

In comparison to 2016 (17%), the total percentage of hate occurrences in the LGBTQ community decreased in 2017 (12%). Hate motivated assault occurrences in the LGBTQ community represented 8% of the total occurrences in 2016 compared to 4% in 2017.



Toronto Police Service – Hate Crime Unit  
Annual Hate Crime Statistical Report  
2017



**Table 6.4 2017 Offence Breakdown by Category**

Criminal Offence	Nationality	Multi-Bias	Ethnic Origin	Language	Race	Religion	Sex	Sexual Orientation	Total
<b>Aggravated Assault</b>							1		1
<b>Assault</b>		1	4	1	7	5	1	3	22
<b>Assault Causing Bodily Harm</b>		1						1	2
<b>Assault with a Weapon</b>		1			1	2		2	6
<b>Criminal Harassment</b>			1		1	3	1	1	7
<b>Public Incitement of Hatred</b>					1	1			2
<b>Mischief Interfere with Property</b>		4			1	12	1	2	20
<b>Mischief Under</b>	2	18	1		23	52	1	3	100
<b>Utter Threats - Bodily Harm/Death</b>		1			6	6	1	3	17
<b>Utter Threats - Damage</b>						3		1	4
<b>Weapons Dangerous</b>			1		1				2
<b>Wilful Promotion of Hatred</b>		1				2			3
<b>Total</b>	<b>2</b>	<b>27</b>	<b>7</b>	<b>1</b>	<b>41</b>	<b>86</b>	<b>6</b>	<b>16</b>	<b>186</b>

### VII. Accused / Suspect Identification

Accused/suspect information is typically provided by victims, witnesses, surveillance footage and forensic evidence. The Service’s Forensic Identification Unit plays a significant role in collecting physical evidence such as DNA and fingerprints at crime scenes. Service Procedure 05-16 Hate Crime requires all police officers investigating a hate crime to protect the scene and secure all relevant evidence including items such as posters, graffiti, recordings and clothing for forensic examination. Furthermore, officers are required to photograph the scene where the graffiti is found or when evidence cannot be readily detached or retrieved.

In 2017, victims and witnesses were able to provide information on accused/suspect identification in 75 of the 186 total hate occurrences, accounting for 40% of the occurrences. It is often very difficult to identify suspects, as many hate crimes occur without any witnesses present. Moreover, many hate crimes occur without the victim present, as in the case of hate



Toronto Police Service – Hate Crime Unit  
Annual Hate Crime Statistical Report  
2017



motivated graffiti or mischief. For example, in 2017, victims and/or witnesses were able to provide accused/suspect information in approximately 13% of the total mischief to property occurrences, accounting for 16 of the 120 total occurrences.

Among accused and suspected persons, males form the dominant offender group with 61 males identified in 2017 compared to 6 females. Among identified persons committing hate offences, the largest group consisted of males in the 26-40 year age group (Tables 7.1 and 7.2).

Since 2003, the dominant offender group has been males, specifically in the 18-25 year age group with the exception of 2008, 2015, and 2017 when the dominant offender groups were persons in the 9-17 year age, over 40 years, and 18-25 years of age group, respectively.

**Table 7.1 2017 Accused Identification Specific to Age and Gender**

Gender	Age Group			
	9-17 years	18-25 years	26-40 years	Over 40 Years
Female	-	-	3	1
Male	-	7	5	6

*Note: The table above is based on the sex and age group of those charged with hate criminal offences in 2017. There were a total of 20 criminal occurrences.*

**Table 7.2 Suspect Identification Based on 2017 Victim/Witness Statements**

Gender	9-17 years	18-25 years	26-40 years	Over 40 Years
Female	-	-	-	2
Male	5	11	16	11

*Note: The figures represented in the suspect identification table are based on victim/witness suspect descriptions. The above table does not include the two additional occurrences in which the victim/witnesses identified one female suspect and one male suspect but were unable to determine their age.*



Toronto Police Service – Hate Crime Unit  
Annual Hate Crime Statistical Report  
2017



### VIII. 2017 Arrests/Charges

As in previous years, offenders may be charged with a number of offences, not all of which are hate motivated. Only those charges relating directly to hate motivated criminal offences are included in Table 8.1.

The number of hate motivated arrests increased in 2017 in comparison to 2016. In 2017, there were 23 persons arrested for hate motivated offences compared to 12 persons arrested in 2016. A total of 30 hate motivated criminal charges were laid against these 23 persons in 2017 compared to 22 hate motivated charges being laid against 12 persons in 2016. The 2017 charges were in relation to 21 hate occurrences (Table 8.1). In two of these occurrences, more than one person was arrested and charged.

**Table 8.1 2017 Hate Charges Laid by Offence Type**

Offence Type	Charges
Assault	10
Assault Causing Bodily Harm	2
Assault with a Weapon	1
Carry Concealed Weapon	1
Cause Disturbance	2
Criminal Harassment	3
Forcible Confinement	1
Mischief Under	4
Public Incitement of Hatred	2
Utter Threats	3
Weapons Dangerous	1
<b>Total</b>	<b>30</b>



Toronto Police Service – Hate Crime Unit  
Annual Hate Crime Statistical Report  
2017



## **IX. Sentencing**

The following court dispositions include all criminal proceedings which concluded in the judicial system during 2017. The dispositions include hate crime cases that commenced between 2015 and 2017.

The dispositions include custodial sentences, significant time spent in pre-trial custody, suspended sentences, mental health diversion and periods of probation with conditions including counseling, peace bonds and weapons prohibitions.

### Historical Cases 2015-2016

In 2017, there were eight criminal cases involving nine accused persons that concluded before the courts that originated from incidents that transpired between 2015 and 2016. These eight cases were completed as follows: two guilty pleas, four withdrawals (two of which were stayed), and three were resolved by peace bond (Appendix A - Table A.2). There is currently one hate/bias motivated criminal case remaining before the courts arising from an incident that occurred in 2015. There are currently three cases involving hate/bias motivated charges pending before the courts arising from occurrences that transpired in 2016.

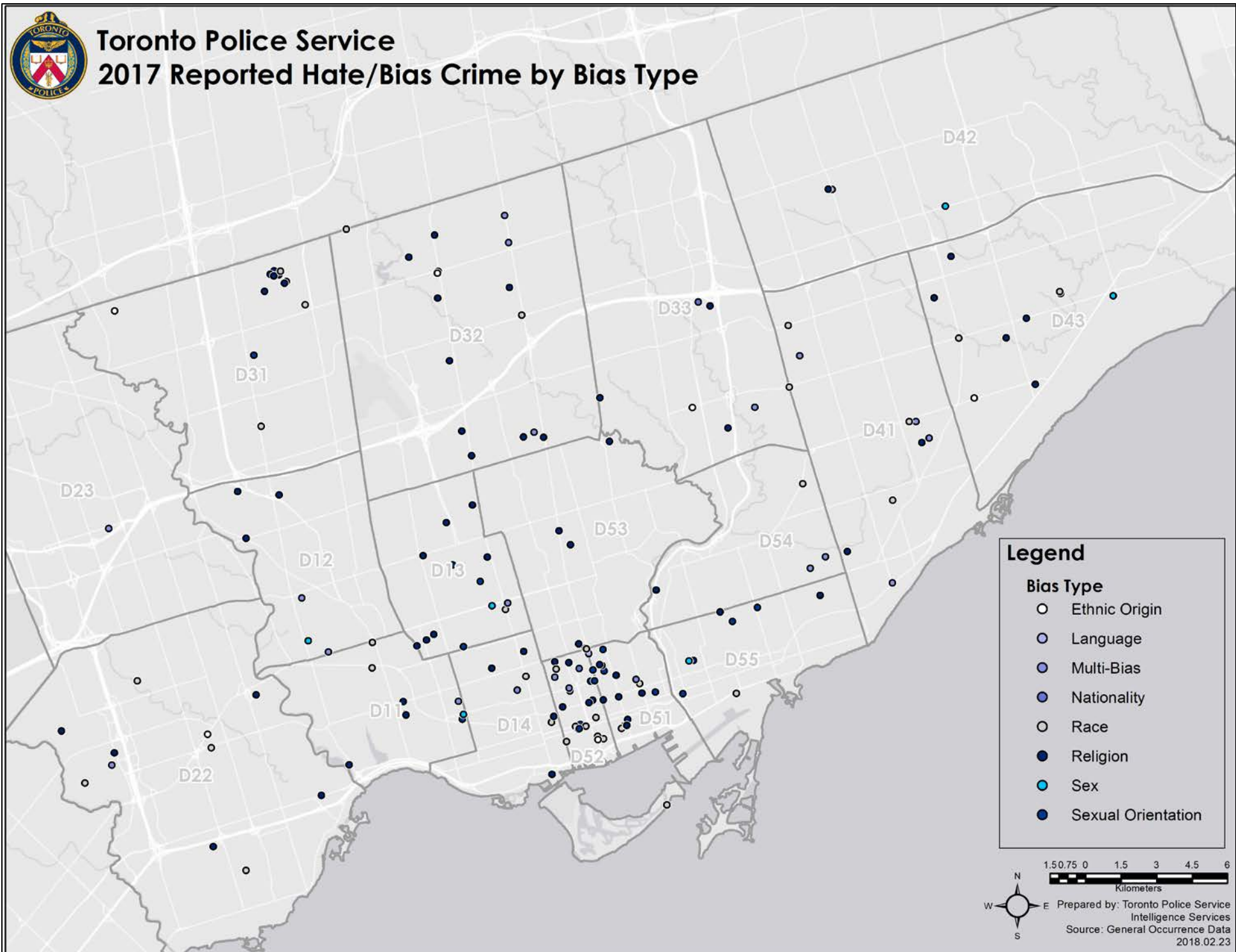
### 2017 Cases

In 2017, there were 21 criminal cases before the courts that originated from incidents reported in 2017. There were a total of 23 accused and 30 hate motivated charges laid. Twelve of these 20 cases involving 13 accused persons have been completed as follows: eight guilty pleas; four withdrawals (two stayed); and one resolved by way of peace bond (Appendix A - Table A.1).

At year-end 2017, there are currently nine cases involving hate motivated charges pending before the courts.



# Toronto Police Service 2017 Reported Hate/Bias Crime by Bias Type



**Legend**

**Bias Type**

- Ethnic Origin
- Language
- Multi-Bias
- Nationality
- Race
- Religion
- Sex
- Sexual Orientation

1.50.75 0 1.5 3 4.5 6  
Kilometers

Prepared by: Toronto Police Service  
Intelligence Services  
Source: General Occurrence Data  
2018.02.23

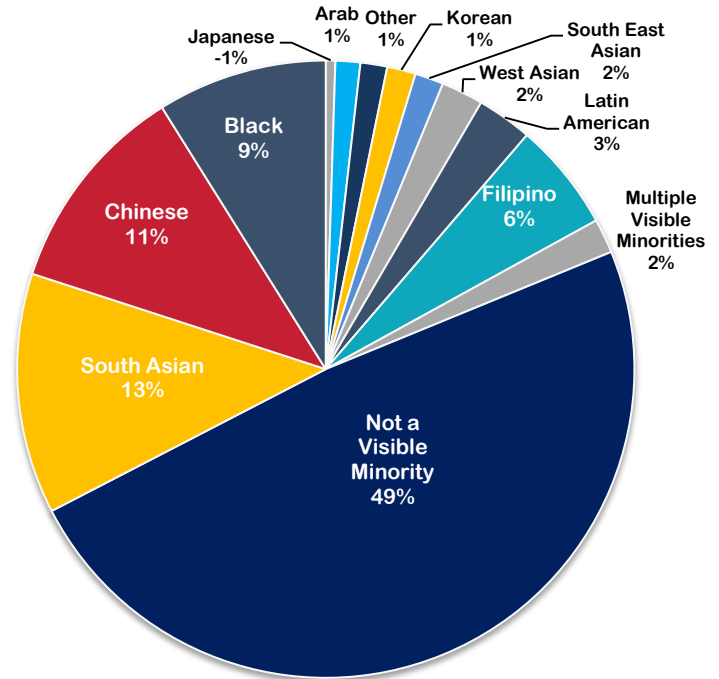


## XI. Toronto Population and Demographics

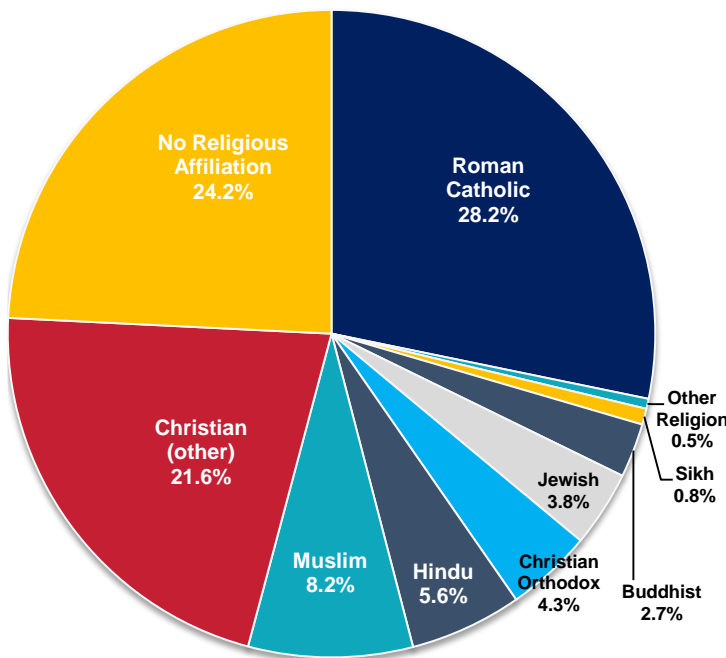
Toronto, with a population of 2.73 million people (6.9 million in the GTHA-Greater Toronto and Hamilton Area), is one of the most multicultural cities in the world and ranked fourth on The Economist Intelligence Unit’s Safe Cities Index.<sup>1</sup>

The 2016 and 2011 Census conducted by Statistics Canada provides the most current information regarding the population and religious affiliation information for the City of Toronto (Figure 11.1 and 11.2). These charts are provided to give some context to the statistics in this report.

**Figure 11.1: Visible Minority Population in Toronto**  
(Source: Statistics Canada, 2016)



**Figure 11.2 Religious Affiliations in Toronto**  
(Source: Statistics Canada, 2011)



In 2016, approximately 51% of Toronto’s population belonged to a visible minority group—this denotes an increase from approximately 49% that was reported in 2011.<sup>2</sup> Since 2011, increases in visible minority populations were observed within several communities including the South Asian, Chinese, Black, and Filipino communities, as well those who identified as multiple visible minorities (Figure 11.1).

As noted earlier in the report, the most targeted groups in Toronto in 2017 were the Jewish community, followed by the Muslim and Black communities, and the LGBTQ community:

<sup>1</sup> City of Toronto. (2015). “World Rankings for Toronto”, (Viewed on February 22, 2017 from <https://www.toronto.ca/city-government/data-research-maps/toronto-progress-portal/world-rankings-for-toronto/>)

<sup>2</sup> Toronto Police Service. (2013). *2012 Annual Hate Crime Statistical Report*. Hate Crime Unit, Intelligence Services.





Toronto Police Service – Hate Crime Unit  
Annual Hate Crime Statistical Report  
2017



- The Jewish community makes up 3.8% of the religious population in the City of Toronto but was victimized in approximately 28% of the total hate crimes in 2017;
- The Black community constitutes 8.9% of the visible minority population but was victimized in approximately 18% of the total hate crimes in 2017; and,
- The Muslim community 8.2% of the religious population and was victimized in approximately 18% of the total hate crimes in 2017.

According to the 2014 Canadian Community Health Survey (CCHS) conducted by Statistics Canada, 1.7% of Canadian adults between the ages of 18 and 59 reported themselves to be homosexual and 1.3% reported themselves to be bisexual.<sup>3</sup> It is of significance to note the CCHS relies upon a large sample of respondents, is not divided by region, and does not include an option for transgendered individuals; therefore, this rate is likely underreported and not an entirely accurate representation of the population of the LGBTQ community in Toronto. Despite the lack of statistics in this area, what is known is that the LGBTQ community was victimized in approximately 12% of the total hate crimes in 2017.

---

<sup>3</sup> Statistics Canada. (2017). *Census in Brief: Same-sex couples in Canada in 2016*. (Retrieved on February 22, 2018, from <http://www12.statcan.gc.ca/census-recensement/2016/as-sa/98-200-x/2016007/98-200-x2016007-eng.cfm>).



Toronto Police Service – Hate Crime Unit  
Annual Hate Crime Statistical Report  
2017



## **XII. Hate Crime Unit Education and Community Outreach Initiatives**

### Intelligence Gathering and Investigative Support Role

The HCU exchanges information through its networks within the Toronto Police Service, as well as provincial, national and international police services and other law enforcement agencies.

In 2017, the HCU continued to be an active partner of the provincial Hate Crime and Extremism Investigative Team (HCEIT). The HCEIT consists of members from fifteen Ontario police services that receive provincial funding for the joint collection and sharing of information, enforcement and education on hate crimes. In 2017, representatives included members from the following police services:

- Brantford Police Service
- Durham Regional Police Service
- Guelph Police Service
- Halton Regional Police Service
- Hamilton Police Service
- London Police Service
- Niagara Regional Police Service
- Ontario Provincial Police Service
- Ottawa Police Service
- Peel Regional Police
- Stratford Police Service
- Toronto Police Service
- Waterloo Regional Police Service
- Woodstock Police Service and
- York Regional Police

In order to ensure public safety and/or assess the presence of criminality, the HCU attended and monitored events involving potential hate activity as well as public demonstrations with political or ideological overtones where the involved groups were strongly opposed to one another.

The HCU provided police divisions with ongoing investigative support, case tracking and relevant intelligence exchange.

### Training and Education

Throughout 2017, HCU members attended provincial hate crime and extremism training relating to hate crime laws and trends, investigative strategies and the prosecution of hate crimes with police services, community agencies and partners from across North America in Ottawa, Kingston, Toronto and Niagara Falls.



Toronto Police Service – Hate Crime Unit  
Annual Hate Crime Statistical Report  
2017



In May 2017, the TPS HCU in partnership with HCEIT facilitated a three day hate crime seminar at the Toronto Police College. The seminar was attended by internal and external police service members including; Guelph Police Service; Niagara Regional Police Service; Peel Regional Police; and York Regional Police; and representatives from the Ministry of Community Safety and Correctional Services. The seminar focused on an enhanced understanding of the investigation of hate crimes, application of federal legislation, and community impact. Guest speakers included representatives from the Ministry of the Attorney General’s office and from the academic community.

In November 2017, the HCU hosted the annual divisional Hate Crime Coordinators (HCC) meeting with HCC’s from the Service’s 17 police divisions. The purpose of the meeting was to review and discuss divisional hate crime cases, current case law and other issues relating to hate crimes.

Also in November 2017, the HCU in partnership with the Ministry of the Attorney General’s office facilitated a one-day seminar at the Toronto Police College to provide training to TPS frontline officers, investigators, and a member of HCEIT. The training included hate crime reporting, identification, evidence gathering and community impact.

In October 2015, the HCU assisted in creating materials that included an information booklet and training video for the Service’s front-line officers. The information booklet and video provides tools, resources and procedures for hate crimes and criminal extremism. These resources continue to be made available and utilized in 2017.

In addition, throughout 2017 the HCU liaised with members of the community including schools, government, and community organizations on the subject of hate crimes.

### Community Outreach

In 2017, the HCU consulted with many diverse community organizations and representatives for the purposes of education, negotiation, mediation for public order and safety and to address community concerns specific to hate crimes.

In June, and October 2017, the HCU delivered presentations to University of Toronto, York University and Ryerson University campus security officers, and students. The presentation topics included recognizing, understanding and reporting hate crimes.

In 2017, the HCU collaborated with the Divisional Policing Support Unit, Muslim Liaison Officer regarding outreach within the Muslim Community. In 2017, the Muslim liaison officer attended and participated in local meetings on the subject of hate crimes and discrimination with members of local government and social agencies, community leaders and police officers.



Toronto Police Service – Hate Crime Unit  
Annual Hate Crime Statistical Report  
2017



The HCU continued its partnership with the Divisional Policing Support Unit and the LGBTQ Liaison Unit to provide local and international education on LGBTQ awareness including support of the Report Homophobic Violence Period Program and the Trans Media Campaign.

The “Report Homophobic Violence, Period” (RHVP) campaign is a public awareness and education campaign which focuses on youth 13 to 25 years of age and addresses the issue of homophobic and transphobic bullying and violence.

RHVP is an initiative of the Service’s LGBTQ Community Consultative Committee and was developed in 2007 by the Service in partnership with a large number of community partners and community service providers.

The Trans Media Campaign was initiated in 2014 by the LGBTQ Liaison Unit in partnership with Corporate Communications to increase reporting, decrease attacks against the Trans community, educate Service members about the Trans community and improve the relationship between the Service and the Trans community. In 2015, Crime Stoppers partnered with Trans Media Campaign members to address hate crimes against the Trans community. The Trans Media Campaign formally launched via social media, printed materials, community newspapers and the Service’s intranet on June 2016.

### Media Outreach

HCU members continue to provide interviews to local and national media on a variety of hate crime issues upon request.

The HCU is committed to the prevention and investigation of hate motivated crimes and to the education of our police and community partners. Open consultation with the community in a mutually supportive manner is recognized as the most effective way of achieving these goals.



Toronto Police Service – Hate Crime Unit  
Annual Hate Crime Statistical Report  
2017



**Appendix A –Completed Hate Court Dispositions**

The dispositions set out in Table A.1 and Table A.2 below includes all hate criminal proceedings which concluded in the court system in 2017. The occurrences that led to these criminal proceedings transpired between 2014 and 2017.

Persons are at times charged with a number of offences, not all of which are hate motivated. Some of the cases below include non-hate motivated charges such as failure to comply probation; however, all charges (hate and non-hate) have been listed in Table A and B to accurately reflect sentencing dispositions.

**Table A.1: 2017 Completed Cases (2017 occurrences)**

Charge	Disposition
<b>2017</b>	
1. Assault	1. 1. Guilty Plea - 30 days jail, 2 years probation, 145 days pre-sentence custody
1. Mischief Under	1. Withdrawn – stayed
1. Mischief Under	1. Withdrawn – stayed
1. Causing a Disturbance	1. Guilty Pleas – 4 days pre-sentence custody
2. Public Incitement of Hatred	2. Withdrawn
1. Criminal Harassment	1. Guilty Plea – suspended sentence, 3 year probation, 45 days pre-sentence custody, DNA order for life
2. Criminal Harassment	2. Withdrawn
3. Criminal Harassment	3. Withdrawn



Toronto Police Service – Hate Crime Unit  
Annual Hate Crime Statistical Report  
2017



Charge	Disposition
<b>2017</b>	
<ol style="list-style-type: none"> <li>1. Possession of Weapon</li> <li>2. Carrying Concealed Weapon</li> <li>3. Assault with a Weapon</li> <li>4. Utter Threats</li> <li>5. Unauthorized Possession of a Prohibited Device or Ammunition</li> <li>6. Possession of a Prohibited Device or Ammunition knowing its Possession is Unauthorized</li> </ol>	<ol style="list-style-type: none"> <li>1. Withdrawn</li> <li>2. Withdrawn</li> <li>3. Withdrawn</li> <li>4. Guilty Plea- suspended sentence, 12 month probation, 30 days pre-sentence custody</li> <li>5. Guilty Plea – suspended sentence, 12 month probation</li> <li>6. Withdrawn</li> </ol>
<ol style="list-style-type: none"> <li>1. Assault Causing Bodily Harm</li> <li>2. Assault Causing Bodily Harm</li> <li>3. Assault</li> <li>4. Assault</li> <li>5. Assault</li> <li>6. Fail to Comply</li> <li>7. Fail to Attend Court</li> </ol>	<ol style="list-style-type: none"> <li>1. Guilty Plea - 60 days jail, 12 month probation</li> <li>2. Guilty Plea - 60 days jail, 12 month probation</li> <li>3. Guilty Plea - 60 days jail, 12 month probation</li> <li>4. Withdrawn</li> <li>5. Withdrawn</li> <li>6. Guilty Plea - 60 days jail, 12 month probation</li> <li>7. Guilty Plea - 60 days jail, 12 month probation</li> </ol>
<ol style="list-style-type: none"> <li>1. Utter Threats</li> <li>2. Causing a Disturbance</li> </ol>	<ol style="list-style-type: none"> <li>1. Guilty Plea – Suspended sentence, 3 days pre-sentence custody, 18 month probation</li> <li>2. Withdrawn</li> </ol>
<ol style="list-style-type: none"> <li>1. Assault</li> <li>2. Assault</li> <li>3. Assault</li> <li>4. Fail to Comply</li> <li>5. Forcible Confinement</li> </ol>	<ol style="list-style-type: none"> <li>1. Withdrawn</li> <li>2. Withdrawn</li> <li>3. Withdrawn</li> <li>4. Withdrawn</li> <li>5. Withdrawn - Peace Bond</li> </ol>



Toronto Police Service – Hate Crime Unit  
Annual Hate Crime Statistical Report  
2017



Charge	Disposition
<b>2017</b>	
1. Mischief/obstruct User Property Not Exceeding \$5000.00 2. Public Incitement of Hatred 3. Assault with a Weapon 4. Fail to Comply With Probation Order	1. Withdrawn 2. Guilty Plea – 57 days pre-sentence custody, 4 months jail, 3 year probation 3. Guilty Plea– concurrent sentence, 4 months jail, 3 year probation 4. Withdrawn
1. Uttering Threats 2. Uttering Threats	1. Withdrawn 2. Withdrawn
1. Assault 2. Mischief to Property	1. Withdrawn 2. Withdrawn
1. Fail To Comply With Probation 2. Fail To Comply With Probation 3. Fail To Comply With Probation 4. Fail To Comply With Probation 5. Fail To Comply With Probation 6. Fail To Comply With Probation 7. Fail To Comply With Probation 8. Fail To Comply With Probation 9. Assault 10. Assault 11. Uttering Threats	1. Guilty Plea – Suspended Sentence 2. Withdrawn 3. Withdrawn 4. Withdrawn 5. Withdrawn 6. Withdrawn 7. Withdrawn 8. Withdrawn 9. Guilty Plea – Suspended Sentence, 10 year weapon prohibition 10. Withdrawn 11. Guilty Plea – Suspended Sentence



Toronto Police Service – Hate Crime Unit  
Annual Hate Crime Statistical Report  
2017



**Table A.2: 2016 Completed Cases (2016 – 2015 occurrences)**

Charge	Disposition
<b>2016</b>	
<ol style="list-style-type: none"> <li>1. Causing a Disturbance</li> <li>2. Fail to Comply With Probation</li> <li>3. Advocate Genocide</li> <li>4. Wilful Promotion of Hatred</li> <li>5. Public Incitement of Hatred</li> <li>6. Uttering Threats</li> <li>7. Fail to Comply with Probation</li> <li>8. Fail to Comply with Recognizance</li> </ol>	<ol style="list-style-type: none"> <li>1. Guilty Plea -1 day concurrent, 6 months pre-sentence custody</li> <li>2. Guilty Plea - 1 day concurrent, 6 months pre-sentence custody</li> <li>3. Withdrawn</li> <li>4. Withdrawn</li> <li>5. Withdrawn</li> <li>6. Withdrawn</li> <li>7. Withdrawn</li> <li>8. Guilty Plea - 1 day concurrent, 6 months pre-sentence custody</li> </ol>
<ol style="list-style-type: none"> <li>1. Assault</li> </ol>	<ol style="list-style-type: none"> <li>1. Withdrawn – stayed</li> </ol>
<ol style="list-style-type: none"> <li>1. Assault</li> <li>2. Uttering Threats</li> </ol>	<ol style="list-style-type: none"> <li>1. Withdrawn – peace bond 12 months</li> <li>2. Withdrawn – peace bond 12 months</li> </ol>
<ol style="list-style-type: none"> <li>1. Assault</li> </ol>	<ol style="list-style-type: none"> <li>1. Withdrawn – peace bond 12 months</li> </ol>
<ol style="list-style-type: none"> <li>1. Assault With A Weapon</li> <li>2. Uttering Threats</li> </ol>	<ol style="list-style-type: none"> <li>1. Withdrawn</li> <li>2. Withdrawn</li> </ol>
<ol style="list-style-type: none"> <li>1. Fail to Comply With Probation</li> </ol>	<ol style="list-style-type: none"> <li>1. Withdrawn - stayed</li> </ol>
<ol style="list-style-type: none"> <li>1. Assault</li> </ol>	<ol style="list-style-type: none"> <li>1. Guilty Plea - 1 day concurrent, 1 year probation, 162 days pre-sentence custody, 10 year weapons prohibition</li> </ol>
<b>2015</b>	
<ol style="list-style-type: none"> <li>1. Assault Causing Bodily Harm</li> <li>2. Assault With A Weapon</li> <li>3. Fail to Comply with Probation Order</li> <li>4. Mischief Under</li> </ol>	<ol style="list-style-type: none"> <li>1. Withdrawn</li> <li>2. Withdrawn</li> <li>3. Withdrawn</li> <li>4. Withdrawn</li> </ol>
<ol style="list-style-type: none"> <li>1. Uttering Threats</li> </ol>	<ol style="list-style-type: none"> <li>1. Withdrawn – peace bond 6 months</li> </ol>





Toronto Police Service – Hate Crime Unit  
Annual Hate Crime Statistical Report  
2017



**Appendix B - 2017 Offence Locations**

Premise Type	Aggravated Assault	Assault	Assault Causing Bodily Harm	Assault with a Weapon	Criminal Harassment	Incitement of Hatred	Mischief Interfere With Property	Mischief Under	Utter Threats (Bodily Harm/Death)	Utter Threats (Damage)	Weapons Dangerous	Wilful Promotion of Hatred	TOTAL
Apartment building parking lot stairwell elevator lobby phone hallway door (total )	1				1		5	8					15
Business/Retail Various types (total )		4					1	14	4	2	1		26
Community Centre Cultural Organizations (total )		1			1			5	1			1	9
Government (total )								1	1				2
House garage phone vehicle (total )		1			2		2	9				1	15
Internet/Mail website facebook email cell phone text (total )									5				5
Medical Facility doctors office (total )													0
Parks (total )							1	6					7
Public Transit subway station subway train street car via reail station go (total )		7					1	11					19
Religious Facilities church synagogue temple (total )							1		1	2		1	5
Schools public high middle private academy college Montessori university day care (total )					1		7	27	2				37
Street laneway vehicle (total )		9	2	6	2	2	2	19	3		1		46
Totals	1	22	2	6	7	2	20	100	17	4	2	3	186



Toronto Police Service – Hate Crime Unit  
Annual Hate Crime Statistical Report  
2017



**Appendix C - 2017 Breakdown of Offences by Division**

11 Division		9 Occurrences	
Jewish	Mischief Interfere With Property		
Muslim	Mischief Interfere With Property		
Trans	Mischief Under		
Black	Mischief Under		
Trans	Mischief Under		
Black	Mischief Under		
Jewish	Mischief Under		
Black – Mexican	Mischief Under		
Jewish	Mischief Under		

12 Division		6 Occurrences	
Muslim	Criminal Harassment		
Trans – Female	Aggravated Assault		
Jewish	Mischief Under		
Jewish	Mischief Under		
Jewish - Black	Mischief Under		
Jewish – Black	Mischief Under		

13 Division		13 Occurrence	
Muslim	Assault with a Weapon		
Trans – Female	Assault		
Muslim	Mischief Under		
Muslim	Mischief Under		
Muslim	Mischief Under		
LGBTQ	Utter Threats-Bodily Harm/Death		
Jewish	Utter Threats-Bodily Harm/Death		
Black	Assault		
Indian – Multi	Assault		
LGBTQ	Assault with a Weapon		
Jewish	Wilful Promotion of Hatred		
Jewish	Mischief Under		
Jewish	Mischief Under		

14 Division		7 Occurrences	
Black	Criminal Harassment		
Jewish	Mischief Under		
LGBTQ – Trans - Disability	Utter Threats-Bodily Harm/Death		
Muslim	Mischief Under		
Jewish	Utter Threats-Bodily Harm/Death		
Black	Utter Threats-Bodily Harm/Death		
Muslim	Criminal Harassment		

22 Division		12 Occurrences	
Somali	Weapons Dangerous		
Black	Assault		
Black	Mischief Under		
Muslim	Assault		
Black	Mischief Under		
Black - Muslim	Mischief Under		
Muslim	Mischief Under		
Jewish	Mischief Under		
Muslim	Mischief Under		
Jewish	Mischief Under		
Muslim	Mischief Under		
Black	Mischief Under		

23 Division		1 Occurrence	
Pakistani – Black	Mischief Under		

31 Division		14 Occurrences	
LGBTQ (Female)	Assault with a Weapon		
Black	Mischief Under		
Jewish	Mischief Interfere With Property		
Jewish	Mischief Under		
Jewish	Mischief Under		
Pakistani	Criminal Harassment		
Muslim	Mischief Under		
Black	Mischief Under		
Jewish	Mischief Under		
Black	Mischief Under		
Black	Mischief Under		
Jewish	Mischief Interfere With Property		
Black	Mischief Under		
Muslim	Mischief Under		



Toronto Police Service – Hate Crime Unit  
Annual Hate Crime Statistical Report  
2017



32 Division	18 Occurrences
Jewish – Female	Wilful Promotion of Hatred
Black	Assault
Muslim – Indian – Iranian	Assault with a Weapon
White	Weapons Dangerous
Jewish	Mischief Interfere With Property
Jewish	Mischief Interfere With Property
Jewish	Mischief Under
Jewish	Utter Threats-Bodily Harm/Death
Jewish	Mischief Under
Jewish	Mischief Under
Jewish	Mischief Under
Jewish	Mischief Under
Pakistani	Assault
Jewish	Mischief Under
Jewish	Mischief Under
Black	Utter Threats-Bodily Harm/Death
Jewish	Mischief Interfere With Property
Jewish – Black	Mischief Interfere With Property

33 Division	10 Occurrences
Chinese	Assault
Muslim	Criminal Harassment
Muslim	Mischief Under
Black – Muslim	Mischief Under
Jewish	Threatening Death
Chinese	Mischief Under
Chinese	Mischief Under
White	Mischief Under
Black	Mischief Under
Black	Mischief Under

41 Division	9 Occurrences
Black – Chinese	Mischief Interfere With Property
Muslim	Utter Threats-Bodily Harm/Death
Black – Jewish	Mischief Under
Black – Jewish	Mischief Under
Jewish	Mischief Under
Black	Assault
LGBTQ – Indian	Mischief Interfere With Property
Brown Skinned	Assault
Black	Mischief Under

42 Division	3 Occurrences
Jewish – LGBTQ (Male)	Mischief Under
Jewish	Mischief Under
Trans – Female	Threatening Death

43 Division	10 Occurrences
Muslim	Mischief Interfere With Property
Muslim	Utter Threats - Damage
Pakistani	Assault
Black	Mischief Under
Muslim	Assault
Black	Mischief Under
Trans	Mischief Interfere With Property
Muslim	Assault with a Weapon
Jewish	Mischief Under
Black	Mischief Under

51 Division	19 Occurrences
LGBTQ (Male)	Utter Threats - Bodily Harm/Death
Muslim	Assault
Muslim	Mischief Under
LGBTQ (Male)	Assault
Black	Assault
Muslim	Mischief Under
LGBTQ (Male)	Criminal Harassment
Muslim	Mischief Under
Pakistani	Assault
Black	Mischief Under
Muslim	Assault
Jewish	Mischief Under
LGBTQ	Assault
Jewish	Mischief Under
Jewish	Mischief Under
Muslim	Utter Threats-Bodily Harm/Death
Black – Filipino	Mischief Under
LGBTQ (Male)	Utter Threats - Damage
Brown Skinned	Assault



Toronto Police Service – Hate Crime Unit  
Annual Hate Crime Statistical Report  
2017



52 Division		31 Occurrences	
Black	Incitement of Hatred		
Brown Skinned – Asian	Assault Causing Bodily Harm		
Muslim	Assault		
LGBTQ (Male)	Assault Causing Bodily Harm		
White	Utter Threats-Bodily Harm/Death		
LGBTQ	Assault		
Muslim	Incitement of Hatred		
Black – Africa	Mischief Under		
Black – Jewish	Mischief		
Jewish	Wilful Promotion of Hatred		
Jewish	Mischief Interfere With Property		
LGBTQ	Utter Threats-Bodily Harm/Death		
Muslim	Mischief Interfere With Property		
Muslim	Mischief Under		
Jewish	Mischief Under		
Jewish	Mischief Under		
Israeli – White	Mischief Under		
Jewish	Mischief Under		
Jewish – Black	Mischief Under		
Black	Mischief Under		
Jewish	Mischief Under		
Brown Skinned	Assault with a Weapon		
White	Utter Threats-Bodily Harm/Death		
Black	Mischief Under		
Jewish	Mischief Under		
Black	Mischief Under		
Canadian	Mischief Under		
Chinese	Assault		
White	Utter Threats - Bodily Harm/Death		
Black	Mischief Under		
LGBTQ	Mischief Under		

53 Division		12 Occurrences	
Jewish	Mischief Interfere With Property		
Jewish	Utter Threats - Bodily Harm/Death		
Jewish	Mischief Under		
Jewish	Mischief Under		
Jewish – Black	Mischief Under		
Jewish – Black	Mischief Under		
Jewish	Mischief Under		
Muslim	Mischief Under		
Black	Mischief Under		
Jewish	Mischief Under		
Jewish	Mischief Under		
Jewish	Mischief Under		

54 Division		4 Occurrences	
Jewish – Black	Mischief Interfere With Property		
Jewish	Mischief Under		
Pakistani – Black	Mischief Under		
Black	Mischief Interfere With Property		

55 Division		8 Occurrences	
Black	Utter Threats - Bodily Harm/Death		
LGBTQ	Mischief Interfere With Property		
Jewish	Mischief Under		
LGBTQ – Trans Man	Criminal Harassment		
LGBTQ (Male)	Mischief Interfere With Property		
Jewish	Mischief Interfere With Property		
Muslim	Utter Threats - Damage		
LGBTQ	Mischief Under		



Toronto Police Service – Hate Crime Unit  
Annual Hate Crime Statistical Report  
2017



**Appendix D – 2017 Breakdown by Victim Group and Offence**

Bias Type	Victim Group		Type of Offence	
Language (LN)	Pakistani	1	Assault	1
	<b>Total Occurrences: 1</b>			
Multi Bias (MU)	Jewish - Women	1	Wilful Promotion of Hatred	1
	Jewish – LGBTQ (Male)	1	Mischief Under	1
	Muslim – Indian – Iranian	1	Assault with a Weapon	1
	Brown Skinned – Asian	1	Assault Causing Bodily Harm	1
	Black – Africa	1	Mischief Under	1
	Black – Jewish	8	Mischief Under	8
	Black – Chinese	1	Mischief Interfere With Property	1
	Pakistani – Black	2	Mischief Under	2
	Jewish – Black	2	Mischief Interfere With Property	2
	Jewish - Ukrainian	1	Mischief Under	1
	Black – Muslim	2	Mischief Under	2
	Israeli – White	1	Mischief Under	1
	LGBTQ – Trans - Disability	1	Utter Threats - Bodily Harm/Death	1
	Indian – Italian	1	Assault	1
	LGBTQ – Indian	1	Mischief Interfere With Property	1
	Black – Mexican	1	Mischief Under	1
Black – Filipino	1	Mischief Under	1	
<b>Total Occurrences: 27</b>				
Ethnicity (ET)	Somali	1	Weapons Dangerous	1
	Pakistani	3	Criminal Harassment	1
			Assault	2
	Chinese	3	Mischief Under	2
			Assault	1
<b>Total Occurrences: 7</b>				
Nationality (NA)	Chinese	1	Assault	1
	Canadian	1	Mischief Under	1
	<b>Total Occurrences: 2</b>			



Toronto Police Service – Hate Crime Unit  
Annual Hate Crime Statistical Report  
2017



Bias Type	Victim Group	Type of Offence	
Race (RA)	Black	Assault	5
		Public Incitement of Hatred	1
		Criminal Harassment	1
		Utter Threats - Bodily Harm/Death	3
		Mischief Under	22
		Mischief Interfere with Property	1
	White	Utter Threats – Bodily Harm/Death	3
		Mischief Under	1
		Weapons Dangerous	1
	Brown Skinned	Assault With a Weapon	1
Assault		2	
<b>Total Occurrences: 41</b>			
Religion (RE)	Jewish	Mischief Interfere With Property	9
		Mischief Under	37
		Utter Threats - Bodily Harm/Death	5
		Wilful Promotion of Hatred	2
	Muslim	Assault	5
		Assault With a Weapon	2
		Criminal Harassment	3
		Incitement of Hatred	1
		Mischief Interfere With Property	3
		Mischief Under	15
		Utter Threats - Damage	2
		Utter Threats - Bodily Harm/Death	2
	<b>Total Occurrences: 86</b>		
Sex	Trans Woman	Aggravated Assault	1
		Assault	1
		Utter Threats - Bodily Harm/Death	1
	Trans	Mischief Under	1
		Mischief Interfere With Property	1
	Trans Man	Criminal Harassment	1
<b>Total Occurrences: 6</b>			



Toronto Police Service – Hate Crime Unit  
Annual Hate Crime Statistical Report  
2017



Bias Type	Victim Group	Type of Offence			
Sexual Orientation (SO)	LGBTQ (Female)	2	Assault with a Weapon	1	
			Assault	1	
	LGBTQ (Male)	5		Assault Causing Bodily Harm	1
				Utter Threats - Bodily Harm/Death	1
				Criminal Harassment	1
				Mischief Interfere With Property	1
				Utter Threats - Damage	1
	LGBTQ	9		Assault	2
				Assault with a Weapon	1
				Mischief Interfere With Property	1
				Mischief Under	3
				Utter Threats - Bodily Harm/Death	2
<b>Total Occurrences: 16</b>					